
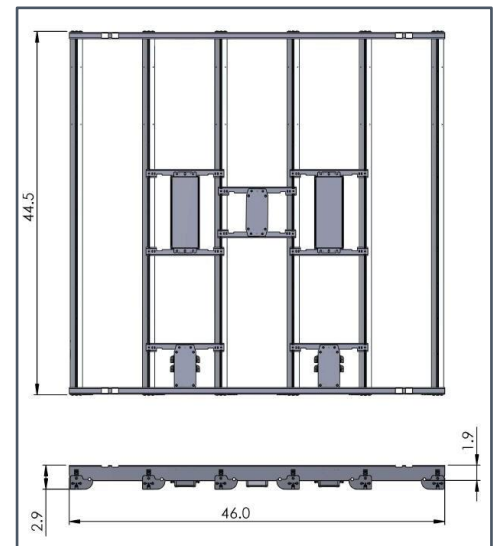
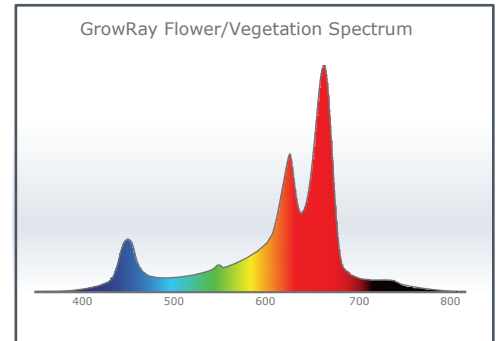


Technical Specifications

Light Source	LED, High Power, Ceramic, Long-Life Package
Spectrum	Flower/Veg (PhD Designed)
PPF	1562 $\mu\text{mol/s}$
Input Power	710W at wall; 90% efficient
Efficacy	2.2 $\mu\text{mol/Joule}$ (Osram Tested)
Input Voltage	100 to 480VAC @ 50/60Hz
Weight	36.4 lb; 16.5 kg
Mounting Height	6" to 36" (152mm to 914mm) Above Canopy
Thermal Management	Passive
Dimming	0-10VDC (Dim to Off)
Light Distribution	Uniform Distribution, +/-20% Edge to Center
Lifetime	100k Hours to 90% (Osram PASS Report)
Power Factor	0.95 to 0.99
AC Power Cord	15 ft (4.57m), 14/3 AWG
Certifications	ETL Damp; FCC / Canada Part 15a
Warranty	7 Year Standard Warranty



Maximum Current per Luminaire

AC Voltage	Current
120V	5.92A
208V	3.41A
240V	2.96A
277V	2.56A
347V	2.05A
480V	1.48A



Model	AC Plug Type	Mounting Hardware	Adaptive Controller
TR6	-01 NEMA 5-15P (120V) -02 NEMA 6-15P (240V) -03 HARD WIRE (120-277V) -04 NEMA 7-15P (277V)	-01 10ft (3.2m) Adjustable, #2 Wire with Hooks	-00 None (Warehouse) -01 LS-01 (Greenhouse)